

Market Intelligence Report

March 2024

From the editors of *Building Design+Construction*

Building Design+Construction's monthly Market Intelligence Report offers a snapshot of the health of the U.S. building construction industry, including the commercial, multifamily, institutional, and industrial building sectors. This report tracks the latest metrics related to construction spending, demand for design services, contractor backlogs, and material price trends.

U.S. Construction Spending By Building Sector

Value of construction put in place in millions of dollars - seasonally adjusted annual rate

	Total Construction Spending (Jan. 2024)*	One-month Change %	12-Month Change %	2024 Forecast %**	2025 Forecast %**
Total	\$863,270	1.4	16.1	4.0	1.2
Manufacturing	\$224,947	2.1	36.6	na	na
Commercial	\$130,964	-3.1	3.2	-1.2	-0.4
Multifamily Housing	\$134,477	-0.4	7.9	na	na
Educational	\$126,546	-0.8	19.6	5.8	3.9
Office	\$101,975	-0.1	6.7	-1.7	-0.7
Healthcare	\$67,361	0	13.1	3.6	3.5
Amusement/Recreation	\$34,507	-0.9	16.5	3.7	3.1
Lodging/Hotel	\$23,807	-0.6	5.4	7.4	5.9
Public Safety	\$14,765	-2.9	31.9	9.8	3.6
Religious	\$3,921	0.7	23.5	1.1	1.0

* Value of construction put in place in millions of dollars - seasonally adjusted annual rate. Source: U.S. Census Bureau ** Forecast data is sourced from the January 2024 AIA Consensus Construction Forecast

Construction Backlog Indicator

Number of months worth of building construction work in the pipeline for the average U.S. contractor

8.1	8.6	9.4	-0.5	-1.3
Feb. 2024	Jan. 2024	Feb. 2023	1-month change	12-month change

The Construction Backlog Indicator, produced by the Associated Builders and Contractors, reflects the amount of work that will be performed by commercial and industrial construction firms in the months ahead. This report reflects backlog for commercial and institutional sector work only. Source: Associated Builders and Contractors

Architecture Billings Index

Readings above 50 indicate an increase in billings; readings below 50 indicate a decrease in billings.

45.4

BILLINGS

50.0

DESIGN CONTRACTS

53.0

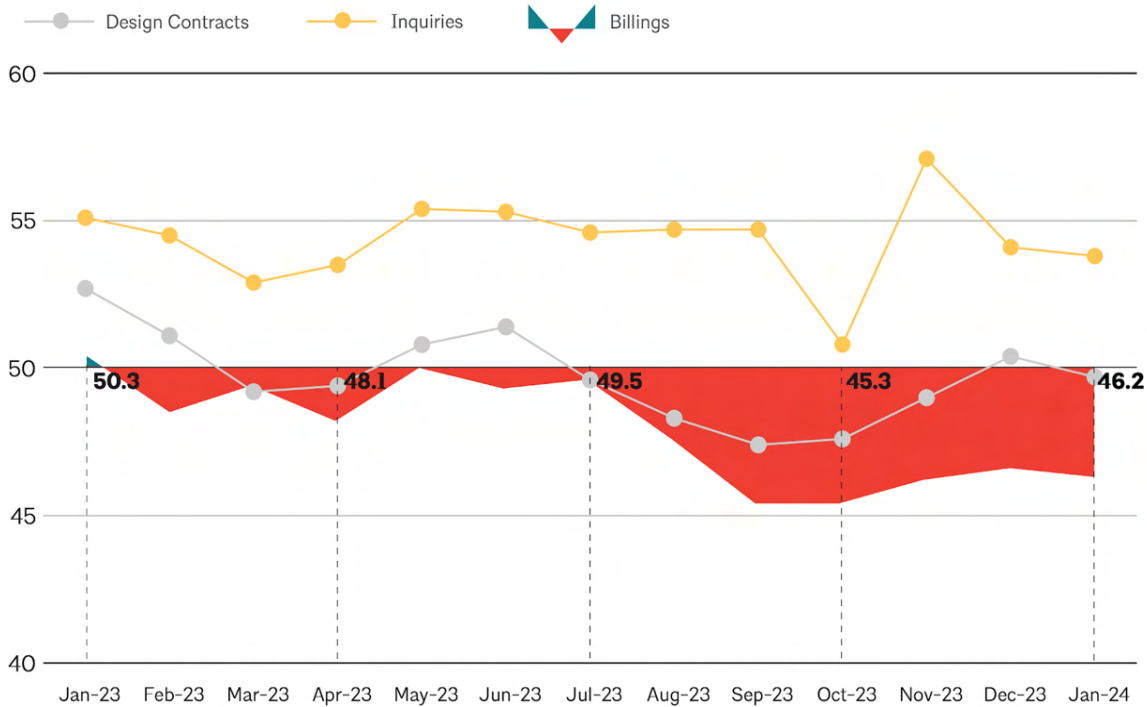

INQUIRIES

FOR JANUARY 2024

National

Architecture firm billings start 2024 on a soft note

Graphs represent data from January 2023–January 2024.



The AIA/Deltek Architecture Billings Index (ABI), from the American Institute of Architects, is an economic indicator for nonresidential construction activity, with a lead time of 9-12 months. Readings above 50 indicate an increase in billings; readings below 50 indicate a decrease in billings.

Construction Input Prices

	One-month Change %	12-Month Change %		One-month Change %	12-Month Change %
Asphalt, Tar Roofing & Siding Products	1.1%	7.1%	Iron and Steel	1.3%	2.7%
Concrete Products	0.3%	6.6%	Plumbing Fixtures and Fittings	-0.2%	1.4%
Fabricated Structural Metal Products	-0.3%	2.4%	Softwood Lumber	1.7%	-10.4%
Gypsum Products	2.6%	-0.2%	Steel Mill Products	2.9%	5.0%

Source: U.S. Bureau of Labor Statistics' Producer Price Index, February 2024

Top Headlines from BD+C Editors

- [1. Construction method featuring LEGO-like bricks wins global innovation award](#)
- [2. Top 10 trends in senior living facilities for 2024](#)
- [3. New download: BD+C's 2023 Multifamily Amenities report](#)
- [4. Bjarke Ingels unveils design for Oakland A's new Las Vegas ballpark](#)
- [5. 3 key considerations when converting a warehouse to a laboratory](#)
- [6. Crystal Lagoons: A deep dive into real estate's most extreme guest amenity](#)
- [7. AI for construction: What kind of tool can AI become for AEC teams?](#)
- [8. The future of mass timber construction will depend on codes, costs, climate change](#)
- [9. K-12 school construction costs for 2024](#)
- [10. Experts see construction material prices stabilizing in 2024](#)



View BD+C's Latest Giants 400 Rankings


TOP 65 AIRPORT FACILITY ARCHITECTURE FIRMS



GENSLER, CORGAN, PGAL, AND HOK
TOP BD+C'S RANKING OF THE
NATION'S LARGEST AIRPORT
TERMINAL ARCHITECTURE FIRMS.

[VIEW THE FULL RANKINGS.](#)

TOP 50 DATA CENTER CONSTRUCTION FIRMS



TURNER, HOLDER CONSTRUCTION, AND
HITT CONTRACTING TOP BD+C'S
RANKING OF THE NATION'S LARGEST
DATA CENTER CONTRACTORS.

[VIEW THE FULL RANKINGS.](#)

Upcoming BD+C Reports and Events

SAVE THE DATE! 2024 WOMEN IN
RESIDENTIAL+COMMERCIAL
CONSTRUCTION CONFERENCE



[JOIN OUR WAITING LIST TO
RECEIVE MORE DETAILS ON THE
2024 WIR+CC CONFERENCE](#)

SPONSORSHIPS AVAILABLE
EMAIL JEFF ELLIOTT FOR DETAILS
JELLIOTT@SGCMAIL.COM

COMING IN JUNE 2024: BD+C'S
INAUGURAL HEALTHCARE ANNUAL
REPORT



THIS 70-PAGE SPECIAL REPORT WILL
COVER THE TOP TRENDS AND
INNOVATIONS IN THE \$65 BILLION U.S.
HEALTHCARE CONSTRUCTION MARKET
EXCLUSIVE SPONSORSHIPS AVAILABLE
EMAIL JEFF ELLIOTT FOR DETAILS
JELLIOTT@SGCMAIL.COM